

TECHNICAL DATA

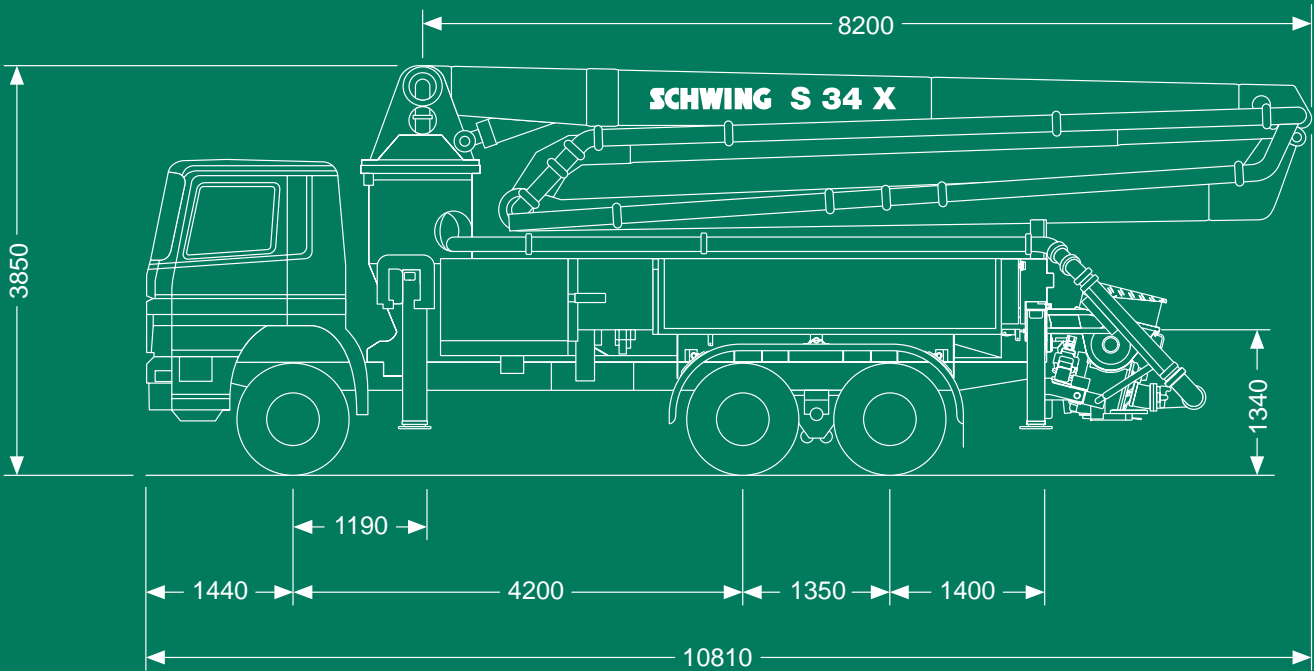
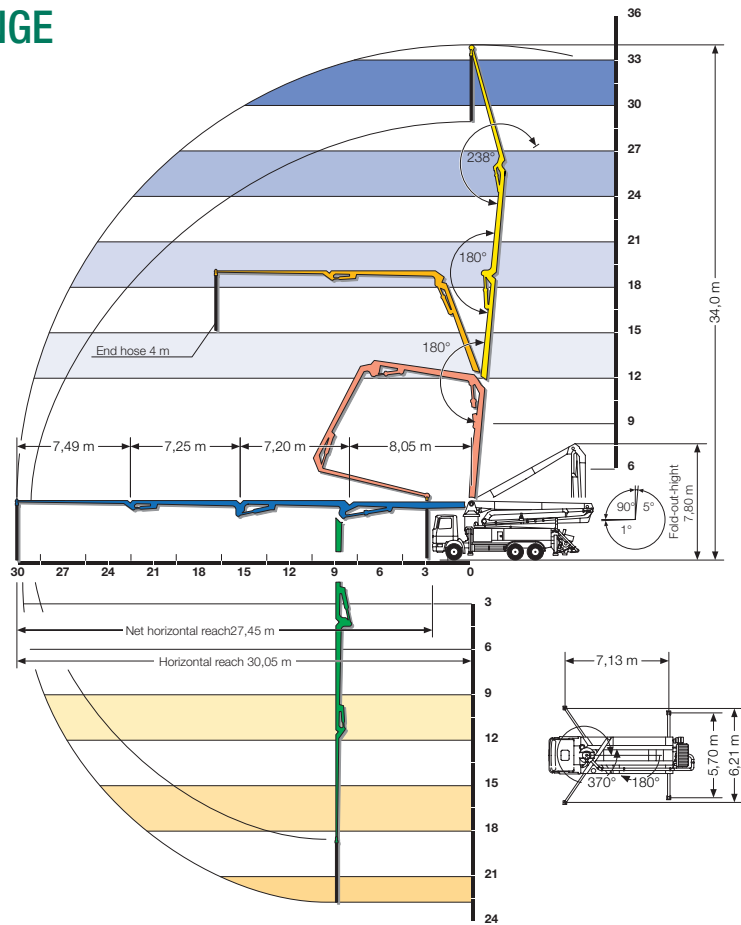
Pump battery P 2023-110 / 75

Hydraulic drive		380 l/min	535 l/min	636 l/min
Max. theor. output	m³/h	96	138	163
Max. number of strokes	min.	19	28	33
Max. concrete pressure	bar	85	85	85

Placing boom		34 R
Delivery line diameter		DN 125
Length of end hose	m	4,0
Vertical reach	m	34
Horizontal reach	m	30
Number of articulations		4
Height of articulations	m	12,10 / 19,30 / 26,5
Slewing range		2 x 365°
Outrigger load, front	kN	190
Outrigger load, rear	kN	150

WORKING RANGE

S 34 X



TRUCK-MOUNTED CONCRETE PUMP
S 34 X



SCHWING-STETTER MOVES CONCRETE. **WORLDWIDE.**

Wherever concrete is produced and moved is where you will find Schwing-Stetter machinery.

With plants in Germany, Austria, USA, Brazil, Russia, China and India as well as with more than 100 sales and service facilities, the group of companies is always close to the customer.

Our wide range of products with something for every application is what makes Schwing-Stetter the No. 1 system supplier for concrete machinery worldwide.



SCHWING GMBH
P.O. Box 20 03 62 . D-44647 Herne / Germany
Phone (0) 23 25 / 9 87-0 . Fax (0) 23 25 / 7 29 22
www.schwing.de . info@schwing.de

Subject to modifications in the
interest of technical progress.
The exact standard scope of
delivery is detailed in the offer.

10311044.2000.04.10SK



SCHWING TRUCK-MOUNTED CONCRETE PUMP S 34 X

BEST VALUE FOR MONEY ON 3 AXLES

The S 34 X is SCHWING's best-selling truck-mounted concrete pump, with over 6,000 units in service. Thanks to regular face-lifts, the latest version of this machine continues to set new standards without abandoning its proven concept.

This truck-mounted concrete pump combines a standard series-production truck chassis, a powerful pump kit and a placing boom with an optimized working area. The base vehicles are 3-axle, short-wheelbase trucks with a gross vehicle weight rating of 26 t and a semi-sleeper cab. This provides weight reserves of up to 3 t. In today's environment with ever stricter road legislation and constant monitoring of gross vehicle weights of truck-mounted pumps, this is an invaluable advantage over conventional machines.

The configuration and layout of the pump are characterized by space and weight reserves. The tanks for hydraulic fluid and water are positioned far forward at the boom base, so that the rear axles have greater weight reserves for additional loads. Equipped with a hinged side board as standard, the S 34 X has enough space to transport necessary additional hoses or pipes in an easily accessible height.



The basic substructure of this concrete pump as well is SCHWING's own anti-torsion frame, which transmits the outrigger forces directly to the corner points of the frame when the outriggers are deployed. Compared to other concepts of trestle frames, this design ensures absolutely smooth operation during pumping – particularly at the rear.


And like all SCHWING truck-mounted concrete pumps, the S 34 X is equipped with the Rock Valve. This unique system ensures excellent suction and pumping performance, high economy, low wear and exceptional dependability.

Thanks to its combination of front X- and rear H-outriggers, the S 34 X can operate without the space-hogging slewing outriggers common in this class. Consequently, it requires an 80 % smaller footprint.

The outrigger cylinders are installed in square tubes in the dependable SCHWING configuration, so the hydraulic cylinders are protected against buckling forces and their piston rods are shielded against damage.

The machine's turret, adopted from the 40 m class, has a slewing range of 550°. This means that the operator can immediately move into the working position without being constrained by lateral obstacles.

The pipes change sides along the box-profiled boom, so that no unnecessary torsion is exerted on the boom sections. The close alignment of the pump line and a knuckle angle of 238° on the last boom section make for superior slip and threading properties. And when concreting is finished, the Roll and Fold technology displays its superiority over simple Z-folders: The end hose is caught automatically when the boom is folded. No boom acrobatics are necessary.




Due to the combination of front X and rear H outriggers the S 34 X can set up without the space hogging footprints of the other outriggering systems.



The turrets dimensions allow for easy maintenance access.



The hinged sideboard with the hose storage allows safe and operator friendly stowing of accessories and 3m long hoses or pipes.



The aluminium decking is free of any foot traps